

RESPONSE OF WHEAT TO TILLAGE AND ROW SPACING IN MAIZE-WHEAT CROPPING SYSTEM IN SEMI-ARID REGION OF PAKISTAN

Ibni Zamir Shahid*, Azraf-ul-Ahmad and H. M. Rashad Javeed

Department of Agronomy, Faculty of Agriculture, University of Agriculture, Faisalabad, 38040, Pakistan.

Corresponding author email: zamir757@gmail.com

Abstract:

A field study was conducted to determine the effect of tillage and row spacing on growth and yield of wheat (*Triticum aestivum* L.) at Agronomic Research Area, University of Agriculture, Faisalabad, Pakistan during winter 2005-2006 and 2006-07. The treatments comprised two tillage practices viz. zero tillage and conventional tillage and four row spacings i.e. 15, 20, 25 and 30 cm. The experimental results revealed that zero tillage significantly enhanced the plant height, tillers m⁻², spike length, 1000 kernel weight and yield and yield components of wheat plants as compared to conventional tillage. Sowing of wheat in 15 cm apart rows resulted in significantly higher grain yield due to higher number of tillers. So, zero tillage and narrow row spacing (15 cm) proved to be involved in higher wheat yield for the wheat-maize cropping system in semi-arid region of Pakistan.

Keywords: zero and conventional tillage, wheat, row spacing

Introduction

Wheat (*Triticum aestivum* L.), also known as "King of the cereals" is staple food crop of Pakistan and is grown under different climatic conditions (Mirbahar *et al.*, 2009). It is used as staple food by about 35% of the world population and its demand is growing faster than other major food crops. It contributes 13.1 percent to the value added in agriculture and 2.8 percent to GDP of Pakistan. It was grown in around 9.06 m hectares of area having annual production of 23.42 m tones during 2008-09 (GOP, 2009). However, the wheat yield in Pakistan is still quite low when compared with the world average. There are several factors responsible for low yield of wheat in Pakistan. The prime reasons being poor soil fertility, late planting, traditional sowing methods, irrigation water deficiency, weed infestation and poor crop husbandry. Managerial practices help to sustain the crop production at higher level without deteriorating natural resources. In the conventional tillage system crop residues and weeds are burned, used as feed or incorporated with soil. But, in conservation tillage more importance is given to conserving the soil properties. Here the plant cover is used to provide organic matter and higher infiltration of irrigation and rain water (Ortega, 1991) into soil. The

concept of zero tillage has become a very common practice in many countries of the world, because it is ecologically, agronomically, economically and environmentally beneficial. Zero tillage increases soil moisture retention capacity, minimizes soil temperature fluctuations, and decreases soil erosion by wind and water, enhances organic matter content in soil with time, improves soil micro-organisms activity, resulting in increased crop growth and yield (Malhi *et al.*, 2006; Carter, 1992; Franzluebbers *et al.*, 1999 Franchini *et al.*, 2007; Derpsch, 1999; Warren, 1983). Zero tillage also reduces the cost of production and contributes to early sowing of wheat by 10-15 days (Erenstein and Laxmi, 2008; Sayre and Ramose, 1997) as compared to conventional tillage. Late wheat sowing can decrease wheat yield due to reduction in tillering period and enhances the risk of high temperature during grain filling stage (Razzaq *et al.*, 1986; Bahera *et al.*, 1994). Hussain *et al.* (1998).reported that with every single day delay in sowing of wheat from 20th November onward in Punjab (Pakistan) can decrease grain yields @ 36 kg ha⁻¹ d⁻¹.

Similarly, row spacing also plays a vital role in wheat production. In Pakistan wheat is normally sown by broadcasting or at 25 cm row to row distance, whereas in leading wheat producing countries it is much lower (10-15 cm) (Wibberley, 1989). Narrow row spacing in wheat

caused suppression of weeds by increasing ground cover, leaf area, light interception, and even spatial plant distribution (Weiner *et al.*, 2001; Drews *et al.*, 2009). It also reduced soil evaporation and increased nutrient use efficiency by deploying nutrients (Johri *et al.*, 1992; Chen *et al.*, 2009). It has been shown by many studies, carried out in different climates, that narrow row spacing increased yield as compared to wider row spacing (Johnson *et al.*, 1988; Marshall and Ohm, 1987; Chen *et al.*, 2008). However, in contrast some reports have also found that wider row spacing in wheat produced higher yield or was same as compared to narrow spacing (Lafond, 1994; Lafond and Gan, 1999; Hiltbrunner *et al.*, 2005). This indicated that the response of wheat yield to row spacing varied with environment and genotype (Marshall and Ohm, 1987).

Wheat is grown in Pakistan in a diverse cropping system following rice, maize, cotton, sugarcane, vegetables and fodders. Maize was planted on an area of 1,118 thousand hectares during 2008-2009 in Pakistan (GOP, 2009). To date, zero tillage wheat after rice has been most widely adopted resource conserving technology in the south Asian Indo-Gangatic Plains (Erenstein and Laxmi, 2008). Zero tillage technology is being rapidly adopted by the farmers in India but comparatively very slow progress has been seen in Pakistan (Malik *et al.*, 2005c; Erenstein and Laxmi, 2008; Erenstein *et al.*, 2007a). Mostly researchers are focused on sowing of wheat by zero tillage after rice harvesting in rice-wheat cropping system in India and Pakistan (Erenstein and Laxmi, 2008, Gupta *et al.*, 2004; Iqbal *et al.*, 2002; Sarwar and Goheer, 2007). However, wheat grown by zero tillage after maize harvesting in maize-wheat cropping system in Pakistan has rarely been reported. Thus, it is very imperative to study the feasibility of zero tillage in wheat-maize cropping system and the effect of row spacing on wheat plants. Hence, a field experiment was conducted to investigate effects of tillage and row spacing on growth and yield of wheat plants in a semiarid region wheat-maize cropping system in Pakistan.

Materials and Methods

Experimental site and treatments

Studies pertaining to investigate the effect of tillage and row spacing on the growth and yield of wheat cultivar "Auqab 2000" was carried out at the at the Agronomic

Research Area, University of Agriculture, Faisalabad during wheat season 2005-06 and 2006-07 after maize harvesting. The experimental site is located at 31°30'N latitude, 73°10'E longitude and 184.4 m altitude. The experiment was laid out in randomized complete block design with split plot arrangement randomizing tillage practices in main plots and row spacing in subplots, respectively. The experiment was replicated thrice with a net plot size of 3 × 6 m. Soil under study belonged to Lyallpur Soil Series (Aridisol fine-silty, hyperthermic ustalfic, haplargid, mixed in USDA classification and Haplic Yermosols in FAO classification scheme). The soil pH and electrical conductivity (EC) were observed 7.7 and 1.2 dS m⁻¹, respectively. The treatments were comprised of two tillage practices (T₁= conventional tillage and T₂= zero tillage) and four row spacings (S₁ = 15 cm, S₂ = 20 cm, S₃ = 25 cm and S₄ = 30 cm). Conventional tillage comprised three cultivations, each followed by planking.

Crop husbandry

The crop was sown using single row hand drill maintaining variable row spacing as per treatment after maize harvesting. Seed rate was 130 kg ha⁻¹ for all the treatments. Urea and ammonium phosphate were used as source of Nitrogen and Phosphorus, respectively. Half of nitrogen and full dose of phosphorus was applied at the time of sowing. The remaining half of the nitrogen was applied along with fist irrigation. No water stress in plants happened in the whole growing season, and all essential nutrients were not considered to limit growth. All other agronomic practices were kept normal and uniform for all the treatments during the entire course of study. Harvesting of crop was done on its physiological maturity. Observations on growth and yield parameters of the crop were recorded using standard procedures.

Measurements

Plant height, spike length, number of spikelets per spike, number of grains per spike was recorded from twenty randomly selected plants from each plot. Total number of tillers taken at random from each plot, measuring 1 m² were counted, averaged and recorded. Crop harvest was completed by using a plot combine and air dried. Biological, straw and grain yield of wheat plants were measured from each plot and then converted into t ha⁻¹

1. 1000-grain weight was measured at random from the produce of each plot. Harvest index was calculated by dividing the grain yield by biological yield and was expressed in percentage. Crop harvest was completed by using a plot combine. After harvesting, grains were air-dried, and plot yield and 1000 seed weight were determined.

Statistical analysis

As the year effect was not significant therefore two year mean data is presented in the tables. Data collected on different parameters were analyzed statistically by using a statistical package, SPSS version 16.0 (SPSS, Chicago, IL) and differences among the treatments means were compared by using the least significant difference (LSD) test at 5 % probability level. Pearson correlation coefficients were calculated to determine the relationship among quantitative and qualitative growth and yield traits in wheat plants.

Results

3.1 Plant height and tillers m^{-2}

The effects of tillage practices on plant height and tillers m^{-2} of wheat plants are presented in Fig. 1A and Fig. 1B, respectively. Zero tillage led to significant increase in plant height at all levels of row spacing as compared to conventional tillage. But in case of number of tillers zero tillage showed significantly higher value at 15 cm row spacing and slightly higher values at all other three row spacing levels than conventional tillage but no significant difference was detected. Plant height and number of tillers m^{-2} were significantly affected by row spacing. In case of plant height the treatments 15 cm and 30 cm were statistically at par but significantly higher than the treatments 20 cm and 25 cm in both tillage levels. As regarding tillers m^{-2} , the treatment 15 cm had significantly higher value as compared to other three treatments; those were found statistically at par among each other. The interaction between tillage practices and row spacing on plant height and tillers m^{-2} was observed non-significant.

3.2 Spike length, number of kernels spike⁻¹ and 1000 kernel weight

The data regarding spike length, number of kernel spike⁻¹ and 1000 kernel weight of wheat plant as affected by different tillage practices and row spacings are shown

in Fig 2A, B and C. Zero tillage had significantly higher spike length at 30 cm row spacing than conventional tillage but at other row spacings no significant difference was found. It is evident from the figure 2B and C that zero tillage had significantly higher number of kernel spike⁻¹ and 1000 kernel weight than conventional tillage on all row spacing treatments. While the row spacing the treatment 30 cm gave significantly more spike length over the rest of treatments in both tillage treatments, but the other treatments were statistically at par among each other. Row spacing at 30 cm had significantly higher values number of kernel spike⁻¹ than the other three row spacing levels in conventional tillage, while these treatments statistically at par among each other. But in case of zero tillage 30 cm row spacing had significantly higher values followed by 15 cm and 25 cm and 20 cm. While the 25 cm and 20 cm statistically had no difference with each other. As regarding 1000 kernel weight, slight increase was observed with increasing row spacing, though not statistically significant. . The interaction between tillage practices and row spacing on spike length, number of kernel spike⁻¹ and 1000 kernel weight was found non-significant.

3.3 Biological yield, grain yield, straw yield and harvest index

Data shown in Fig.3A, B and C revealed that sowing of wheat by zero tillage significantly increased biological yield, grain yield and straw yield at all row spacings than wheat sown by conventional tillage. But, in case of harvest index the results were just opposite (Fig.3d), mainly due to higher biomass production for zero tillage than for conventional tillage. Row spacing significantly affected the biological yield, grain yield, straw yield and harvest index. 15 cm row spacing had significantly higher biological yield, grain yield and straw yield in both tillage practices. While in the other three row spacing, no significant difference could be detected. But, in case of harvest index 15 cm had significantly lower value than other treatments. 20 cm, 25 cm and 30 cm treatments are statistically at par among each other. . The interaction between tillage practices and row spacing on biological yield, grain yield, straw yield and harvest index was found to be non-significant.

3.4 Pearson correlation coefficients among qualitative and quantitative traits

The relationships among qualitative and quantitative

traits in wheat plants are presented in Table 1. The results showed that grain yield was positively correlated with the plant height, tillers m^{-2} , number of kernel per spike, straw yield and biological yield but significantly and negatively correlated with harvest index. But there was no significant relationship found between grain yield and spike length or 1000 kernel weight. There was significant and positive correlation between tillers m^{-2} and biological yield, grain yield or straw yield. Plant height had significantly positive correlation with tillers m^{-2} , number of kernel spike $^{-1}$, straw yield, biological yield and harvest index.

Discussion

In this investigation, tillage practices had significant effect on plant growth and yield of wheat plants. Zero tillage had higher values of plant growth and yield parameters such as plant height, tillers m^{-2} , spike length, number of kernel spike $^{-1}$, 1000 kernel weight, biological yield, grain yield and straw yield as compared to conventional tillage. These results confirmed the findings of the previous studies who reported that zero tillage increased the growth and yield of plants (Munoz-Romero *et al.*, 2010; Mehla *et al.*, 2000; Sen *et al.*, 2002; Bonfil *et al.*, 1999; Halvorson *et al.*, 2000). Increasing growth and yield of wheat plants under zero tillage than conventional tillage could be attributed to the following benefits of zero tillage over conventional tillage. Soil moisture and water use efficiency is affected significantly by the type of soil tillage (Moitra *et al.*, 1996). Zero tillage enhances the rate of water stable aggregates and increases the size of soil aggregates. In the result, it improves the soil structure (Bear *et al.*, 1994). Under conventional tillage aggregates formation process is disturbed regularly (Green *et al.*, 2007). Heavy use of agricultural machinery in the soil causes soil compaction and increased soil bulk density (Miransari *et al.*, 2007), which results in increased thermal conductivity of soil (Sarkar and Singh 2007). Tillage affects the structure of the soil porosity by disturbing shape, size and continuity of soil pores. Cassel *et al.* (1995) reported that zero tillage increased soil bulk density, resulting in decreased porosity of soil and soil resistance ultimately increased compared with conventional tillage methods viz. chisel plow and moldboard plow. Zero tillage also increases soil microbial biomass N and C as compared to other conventional methods (Franchini *et al.*, 2007). Under conventional tillage, little amount of plant residues are changed into

microbial biomass, because higher microbial respiration increased CO_2 emission from the soil (Lopez-Garrido *et al.*, 2009). Zero tillage protect soil organic matter from microbial degradation. However, under disturbed soil conditions, mineralization rate increases and it becomes more exposed to microbial biomass (Balesdent *et al.*, 2000). Moreover, there was very highly significant correlation found between soil moisture and soil microbial biomass (Torabi *et al.*, 2008). So, it is worth mentioning that zero tillage has positive environmental impacts (reduced emissions of greenhouse, gas savings of fossil fuel, water savings) and ecologically, agronomically, economically and environmentally advantageous as compared with conventional tillage.

Row spacing affect on growth and yield of wheat plants. A number of researchers revealed that narrow row spacing gave better yield in wheat than wider row spacing (Johnson *et al.*, 1988; Tompkins *et al.*, 1991; Marshall and Ohm, 1987; Joseph *et al.*, 1985). In this study, narrow row spacing (15 cm) increased tillers per unit area and yield of wheat plants. Although 15-cm treatment had lower 1000 kernel weight than wider rows but the difference was observed slight and compensated by increased tiller per unit area. So, the higher grain yield at the 15-cm compared with other row spacings in this investigation was chiefly attributed to the increased spike density per unit area. Our results confirmed the earlier findings of Frederick and Marshall (1985) who reported that by decreasing row spacing to 12.7 cm, grain yield increased by 8.2%, and the main contributing factor was higher number of tillers per unit area. Narrow row spacing caused more even spatial plant distribution, increased leaf area index, crop ground cover, light interception and dry matter. Thus, narrow spacing also decreased weed population and reduced soil evaporation (Drews *et al.*, 2009; Weiner *et al.*, 2001; Chen *et al.*, 2009). Our results also agreed with the findings of Lafond (1994), who revealed that by increased row spacings caused decreased number of spikes m^{-2} . Similarly, it was reported that narrow row spacing had higher plant density than at wider row spacing (McLeod *et al.*, 1996). The higher values of tiller m^{-2} in 15-cm row spacing in this study was likely due to more uniform and accurate spatial distribution and less plant-to-plant competition (Auld *et al.*, 1983). In our study, higher biomass was produced at the 15-cm row spacing indicating better resource utilization at this row spacing level.

Conclusion

The investigation results indicate that sowing wheat by zero tillage is an efficient tillage system and resource conservation technology. The results obtained also confirmed the validity of innovative tillage system for energy conservation in broad sense with assurance of satisfactory yield production. The row spacings also significantly affected growth and yield of wheat plants. Row spacing 15-cm should be adopted for its contribution towards higher grain yield. Therefore, zero tillage with 15-cm row spacing is recommended for the wheat-maize cropping system in semi-arid region of Pakistan.

Acknowledgement

Thanks to Ministry of Education Pakistan and Higher Education Commission of Pakistan for financial support.

References

- Auld B.A., D.R. Kemp and R.W. Medd. 1983. The influence of spatial arrangement on grain yield of wheat. *Aust J Agric Res* 34, 99-108.
- Bahera A.K., 1994. Response of wheat to sowing dates. *Indian J. Agron.* 39, 171-173.
- Balesdent J., D. Chenu and M. Malabane, 2000. Relationship of soil organic matter dynamics to physical protection and tillage. *Soil Till. Res.* 53, 215-230.
- Bear M.H., P.F. Hendrix and D.C. Coleman, 1994. Water stable aggregates and organic carbon fractions in conventional and no-tillage soils. *Soil Sci Soc Am J* 58, 777-786.
- Bonfil D.J., I. Mufradi, S. Klitman and S. Aside. 1999. Wheat grain yield and soil profile water distribution in a no-till arid environment. *Agron. J.*, 91, 368-373.
- Carter M.R., 1992. Influence of reduced tillage systems on organic matter, microbial biomass, macro-aggregate distribution and structural stability of the surface soil in humid climate. *Soil Till Res* 23, 361-372.
- Cassel D.K., C.W. Raczowski and H.P. Denton. 1995. Tillage effects on corn production and soil physical properties. *Soil Sci. Soc. Am. J.*, 59, 1436-1443.
- Chen C., N. Karnes, W. Dave, and W. Malvern. 2008. Hard Red Spring Wheat Response to Row Spacing, Seeding Rate, and Nitrogen. *Agron. J.* 100, 1296-1302.
- Chen S., X. Zhang, H. Sun, T. Ren and Y. Wang. 2009. Effects of winter wheat row spacing on evapotranspiration, grain yield and water use efficiency. *Agric. Water Manage.* Online.
- Derpsch R., 1999. *Frontiers in Conservation Tillage and Advances in Conservation Practice*. Paper presented at the 10th ISCO Conference, May 24-28, 1999. West Lafayette, IN, USA.
- Drews S., D. Neuhoﬀ and U. KOPKE. 2009. Weed suppression ability of three winter wheat varieties at different row spacing under organic farming conditions. *Weed Research* 49, 526-533.
- Erenstein O., U. Farooq, R.K. Malik and M. Sharif . 2007a. Adoption and impacts of Zero Tillage as a Resource Conserving Technology in the Irrigated Plains of South Asia. *Comprehensive Assessment of Water Management in Agriculture-Research Report 19*. IWMI, Colombo, Sri Lanka.
- Erenstein O. and V. Laxmi. 2008. Zero tillage impacts in India's rice-wheat systems: A review *Soil Till Res* 100, 1-14.
- Franchini J.C., C.C. Crispino, R.A. Souza, E. Torres and M. Hungria. 2007. Microbiological parameters as indicators of soil quality under various soil management and crop rotation systems in southern Brazil. *Soil Till. Res.* 92, 18-29.
- Franzluebbers A.J., G.W. Langdale and H.H. Schomber. 1999. Soilcarbon, nitrogen, and aggregation in response to type and frequency of tillage. *Soil Sci. Soc. Am. J.* 63, 349-355.
- Frederick J.R. and Marshall H.G. 1985. Grain Yield and Yield Components of Soft Red Winter Wheat as Affected by Management Practices. *Agron. J.*, 77, 495-499.
- GOP, 2009. *Pakistan Economic Survey*. Government of Pakistan (2008-09), Ministry of Food, Agriculture and Live Stock, Federal Beauru of Statistics Islamabad.
- Green V.S., D.E. Stott, J. C. Cruz and Curi N. 2007. Tillage impacts on soil biological activity and aggregation in a Brazilian Cerrado Oxisol. *Soil Till Res* 92, 114-121.
- Gupta P.K, S. Sahai , N.Singh , C.K.Dixit , D.P.Singh , C.Sharma , M.K.Tiwari , R.K.Gupta and S.C.Garg. 2004. Residue burning in rice-wheat cropping system: causes and implications. *Curr Sci* 87, 1713-1717.
- Halvorson A.D., A.L.Black , J.M.Krupinsky , S.D.Merrill , B.J.Weinhold and D.L.Tanaka. 2000. Spring wheat response to tillage and nitrogen fertilization in rotation with sunflower and winter wheat. *Agron J* 92, 136-144.
- Hiltbrunner J., M.Liedgens , P.Stamp and B.Streit B., 2005. Effects of row spacing and liquid manure on directly drilled winter wheat in organic farming. *Europ J Agron* 22, 441- 47.

- Hussain T., 1997. Comparative growth and yield performance of various wheat cultivars. Master's Thesis, University of Agriculture Faisalabad, Pakistan.
- Iqbal M., A.Khan A and M.Z.Anwar . 2002. Zero-tillage Technology and Farm Profits: A Case Study of Wheat Growers in the Rice Zone of Punjab. The Pakistan Development Review 41, 665-682.
- Johnson J.W., W.L.Hargrove and R.B.Moss .1988. Optimizing row spacing and seeding rate for soft red winter-wheat. Agron J 80, 164-166.
- Johri A.K., G.Singh and D.Sharma D., 1992. Nutrient-uptake by wheat and associated weeds as influenced by management-practices. Trop Agric 69, 391-393.
- Joseph K.D.S.M., M.M.Alley , D.E.Brann and W.D.Gravelle. 1985. Row Spacing and Seeding Rate Effects on Yield and Yield Components of Soft Red Winter Wheat. Agron J 77, 211-214.
- Lafond G.P., 1994. Effects of rowspacing, seeding rate, and nitrogen on yield of barley and wheat under zero-till management. Can J Plant Sci 74, 703-711.
- Lafond G.P. and Y.T.Gan . 1999. Row spacing and seeding rate studies in no-till winter wheat for the northern Great Plains. J Prod Agric 12, 624-629.
- Lopez-Garrido R., A.Díaz-espejo , E.Madejón , J.M.Murillo and F.Moreno . 2009. Carbon losses by tillage under semi-arid Mediterranean rainfed agriculture (SW Spain). Span J Agric Res 7, 706-716.
- Malhi S.S., R. Lemke , Z.H.Wang , S.Baldev and B.S.Chhabra. 2006. Tillage, nitrogen and crop residue effects on crop yield, nutrient uptake, soil quality, and greenhouse gas emissions. Soil Till Res. 90, 171-183.
- Malik R.K., A.Yadav , R.K.Gupta , S.Singh , P.R.Hobbs and R.R.Bellinder . 2005c. Introduction and success of zero tillage in wheat under rice-wheat cropping system in Haryana, India-related stories. Accelerating the Adoption of Resource Conservation Technologies in Rice-Wheat System of the Indo-Gangetic Plains, Proceedings of the Project Workshop June 1-2, 2005. Directorate of Extension Education, CCS HAU, Hisar, Haryana, India, pp. 1-17.
- Marshall G.C. and H.W.Ohm . 1987. Yield responses of 16 winter wheat cultivars to row spacing and seeding rate. Agron J 79, 1027-1030.
- Mcleod J.G., C.A.Campbell , Y.Gan , F.B.Dyck and C.L.Vera , 1996. Seeding depth, rate and row spacing for winter wheat grown on stubble and chemical fallow in the semiarid prairies. Can J Plant Sci 76, 207-214.
- Mehla R.S., J.K.Verma ,R.K. Gupta and P.R. Hobbs . 2000. Stagnation in the productivity of Wheat in the Indo-Gangetic Plains: Zero-till-seed-cum-fertilizer Drill as an Integrated Solution. Rice-Wheat Consortium Paper Series 8 RWC, New Delhi, India.
- Miransari M., H.A.Bahrami , F.Rejali., M.J.Malakouti and H.Torabi H., 2007. Using arbuscular mycorrhiza to reduce the stressful effects of soil compaction on corn (*Zea mays L.*) growth. Soil Biol Biochem 39, 2014-2026.
- Mirbahar A.A., G.S.Markhand , A.R.Mahar , A.Saeed and N.A.Kanhar . 2009. Effect of water on yield and yield components of wheat (*Triticum aestivum L.*) varieties. Pak J Bot 41, 1303-1310.
- Moitra R., D.Ghosh and S.Sarkar . 1996. Water use pattern and productivity of rainfed yellow sarson (*Brassica rapa L.var glauca*) in relation to tillage and mulching. Soil Till Res 38, 153-160.
- Munoz-romero V., J.Benítez-vega ,R.J. López-bellido , J.M.Fontán and L. López-bellido . 2010. Effect of tillage system on the root growth of spring wheat. Plant Soil 326, 97-107.
- Ortega A., 1991. Relative importance of pests in conventional and conservation tillage: a review of the literature. Maize conservation tillage: CIMMYT, pp. 71-96.
- Razzaq A., P.Shah , K.Zada and K.Saeed . 1986. Effect of date of sowing on emergence, growth rate and days to earings of wheat varieties. Sarhad J Agric 2, 23-28.
- Sarkar S. and S.R.Singh . 2007. Interactive effect of tillage depth and mulch on soil temperature, productivity and water use pattern of rainfed barley (*Hordium vulgare L.*). Soil Till Res 92, 79-86.
- Sarwar M.N. and M.A. Goheer . 2007. Adoption and Impact of Zero Tillage technology for wheat in Rice-Wheat System-water and cost saving technology. Proc. International Forum on Water Environmental Governance in Asia, Bangkok March 14-15, 2007.
- Sayre K.D. and O.H.M. Ramos. 1997. Application of raised bed planting system to wheat. CIMMYT Report. WPSR No. 37 A.
- Sen A., S.N.Sharma , R.K.Singh and M.D.Pandey . 2002. Effect of different tillage systems on the performance of wheat. In: Malik R.K., Balyan R.S., Yadav A., Pahwa S.K. (Eds.), Herbicide Resistance Management and Zero Tillage in Rice- Wheat Cropping System. CCSHAU, Hisar, India, pp. 115-116.
- Sidiras N., J.C.Henklain and R.Derpsch. 1982. Comparison of three different tillage systems with respect to aggregate stability, the soil and water

conservation and the yields of soybean and wheat on an Oxisol. *J Agron Crop Sci* 151, 137-148.

Tompkins D.K., G.E.Hultgreen, A.T.Wright and D.B.Fowler. 1991. Seed Rate and Row Spacing of No-Till Winter Wheat. *Agron J* 83, 684-689.

H.Torabi, H.A.Naghdibadi, H.Omidi, H.Amirshekari and M.Miransari. 2008. Effects of soil tillage, canola (*Brassica napus* L.) cultivars and planting date on canola yield, and oil and some biological and physical properties of soil. *Arch Agron Soil Sci* 54, 175-188.

Warren R. 1983. Technology transfer in zero tillage crop production in the third world agriculture. In: Akobundu,

I.O., Deutsch, A.E. (Eds.), No-tillage Crop Production in the Tropics. Proc. Symp., Monrovia, Liberia. Int. Plant. Prot. Center, Oregon State Univ., Corvallis, OR, USA, pp. 25-31.

Weiner J., H.Griepentrog and L.Kristensen. 2001. Suppression of weeds by spring wheat *Triticum Aestivum* increases with crop density and spatial uniformity. *J Appl Ecol* 38, 784-790.

Wibberley F.J. 1989. Cereal Husbandry Farming Press Book, Ipswich, U.K. PP. 93-95.

Table 1

Months	Mean monthly temperature	Mean monthly relative humidity	Total monthly rainfall
	°C	%	mm
November	19.7	58.9	0.0
December	15.5	68.9	14.6
January	13.5	68.0	13.1
February	20.3	52.4	14.6
March	21.0	57.0	37.0
April	25.0	57.0	0.0
May	29.5	57.0	24.0

Weather data during the course of the study in year 2005-2006

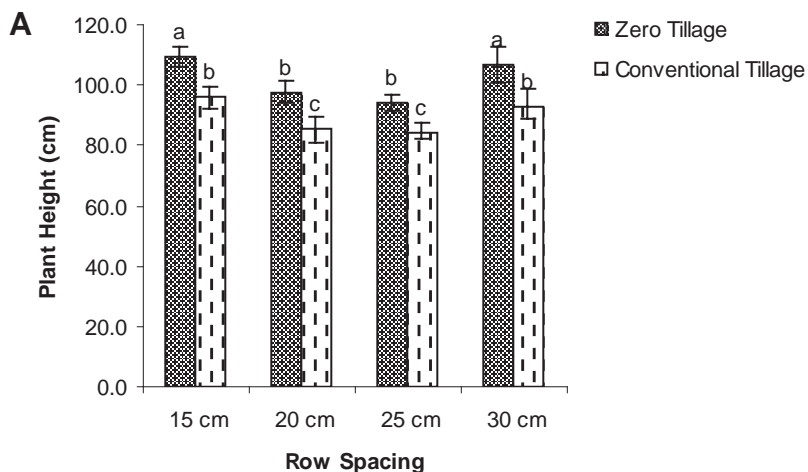
Source: Agricultural Meteorology Cell, Department of Crop Physiology, University of Agriculture, Faisalabad, Pakistan.

Table 2

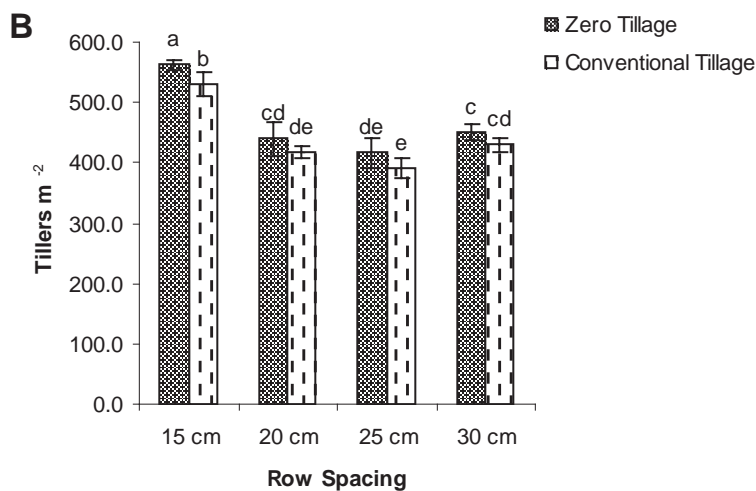
Pearson correlation coefficients among and quantitative traits of wheat

	PH	TL	SL	NKPS	1000KW	BY	GY	SY
TL	0.716*							
SL	0.546	-0.081						
NKPS	0.900**	0.364	0.766*					
1000KW	0.497	-0.119	0.517	0.753*				
BY	0.898**	0.766*	0.189	0.754*	0.533			
GY	0.918**	0.782*	0.214	0.765*	0.508	0.997**		
SY	0.889**	0.758*	0.180	0.749*	0.542	1.000**	0.994**	
HI	0.861**	-0.707	-0.188	-0.743	-0.596	-0.986**	-0.973**	-0.989**

**Significance at 1% probability level; *Significance at 5% probability level; PH: Plant height, NT: Tillers m⁻², SL: Spike length, NKPS: Number of kernel spike⁻¹, 1000KW: 1000 Kernel weight, BY: Biological yield, GY: Grain yield, SY: Straw yield, HI: Harvest index.

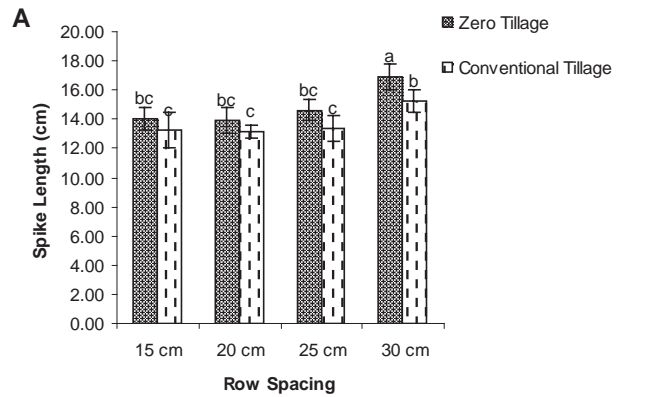


Variance analysis = Tillage** (F=63.8) Row spacing** (F=13.9)
 Tillage × Row spacing^{ns} (F=0.6)

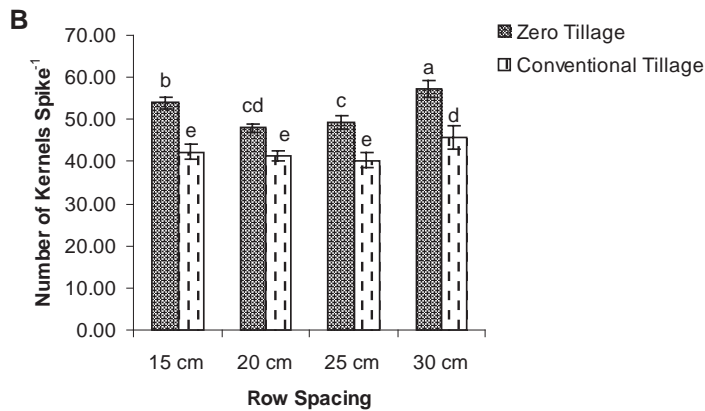


Variance analysis = Tillage* (F=95.0) Row spacing** (F=58.2)
 Tillage × Row spacing^{ns} (F=0.1)

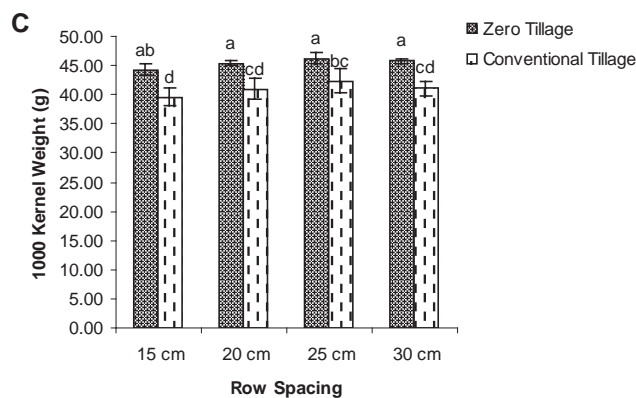
Figure 1. Effect of tillage practices and row spacing on plant height (A) and tillers m⁻² (B). Data are means ± S.D. (n=3). F-value indicates significance level based on two-way ANOVA. ns= non significant, * significant at P<0.05, ** significant at P<0.01



Variance analysis = Tillage** (F=116.2) Row spacing** (F=9.2)
Tillage × Row spacing^{ns} (F=0.3)

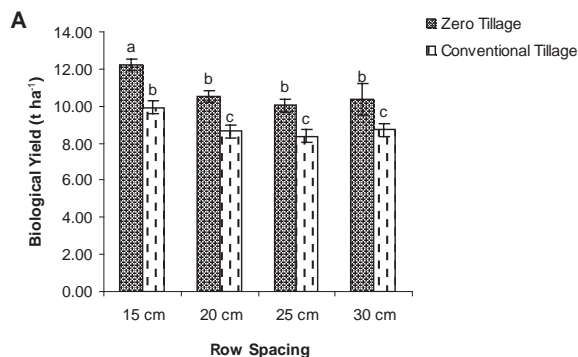


Variance analysis = Tillage** (F=0.0) Row spacing** (F=16.3)
Tillage × Row spacing^{ns} (F=2.1)

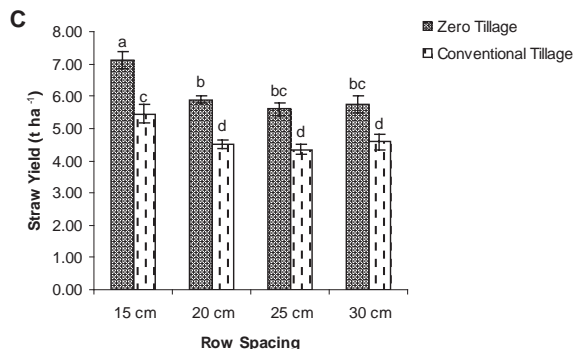


Variance analysis = Tillage** (F=106.9) Row spacing^{ns} (F=2.9)
Tillage × Row spacing^{ns} (F=0.1)

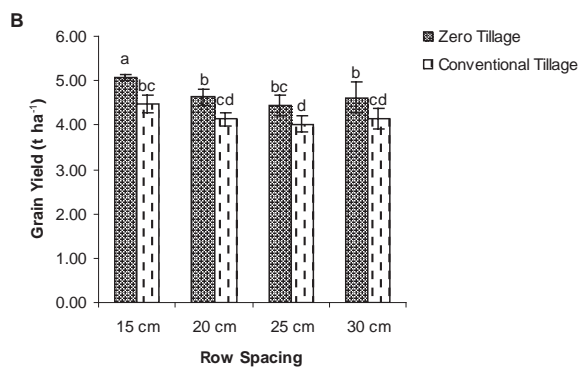
Figure 2. Effect of tillage practices and row spacing on spike length (A), number of kernels spike⁻¹ (B) and 1000 kernel weight (C). Data are means ± S.D. (n=3). F-value indicates significance level based on two-way ANOVA. ns= non significant, * significant at $P < 0.05$, ** significant at $P < 0.01$



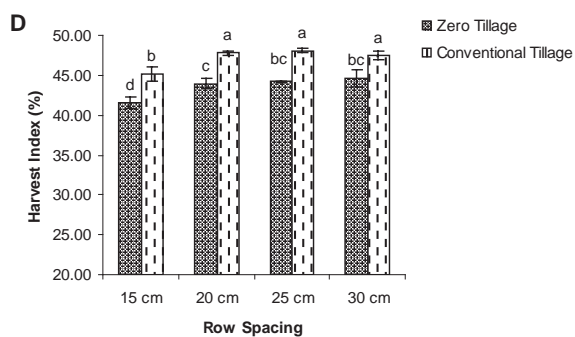
Variance analysis = Tillage**
 (F=437.7) Row spacing** (F=15.7)
 Tillage × Row spacing^{ns} (F=0.5)



Variance analysis = Tillage**
 (F=648.7) Row spacing** (F=23.4)
 Tillage × Row spacing^{ns} (F=0.9)



Variance analysis = Tillage**
 (F=76.8) Row spacing** (F=5.6)
 Tillage × Row spacing^{ns} (F=0.2)



Variance analysis = Tillage**
 (F=132.4) Row spacing** (F=14.3)
 Tillage × Row spacing^{ns} (F=0.4)

Figure 3. Effect of tillage practices and row spacing on biological yield (A), grain yield (B), straw yield (C) and harvest index (D). Data are means ± S.D. (n=3). F-value indicates significance level based on two-way ANOVA. ns= non significant, * significant at $P<0.05$, ** significant at $P<0.01$