

Measuring and Analysis of the Acid Rain Effect on EPDM Insulators

P. A. Calva
E. Pérez-Ruíz
J. M. de-la-Rosa
A. R. Portillo
V. M. Salazar-del-Moral

Laboratorios Pesados II, ESIME Zacatenco,
Instituto Politécnico Nacional. Col. Lindavista,
CP. 07738, México, DF.
MÉXICO.

Tel. 5729 6000 ext. 54794

Recibido el 11 de octubre de 2005; aceptado el 5 de enero de 2006.

1. Abstract

Experimental results and analysis about the behavior of Ethylene Propylene Diene Monomer (EPDM) class 15 kV type suspension insulators exposed to an acid environment and an altitude of 2240 masl are reported. An aqueous solution with the principals ions presented in the most acid rain registered in the Valley of Mexico was used. The fog clean method developed for non ceramic insulators (IEC-507) was utilized, but with the difference in the manner of applying the pollutant mixture on the surface of insulator. For evaluate the loss of hydrophobicity the technique of contact angle was used. The flashover voltages and the behavior of accumulated charge are analyzed. The results show a strong hydrophobicity reduction on insulators previously exposed to acid rain.

Palabras clave: aisladores EPDM, lluvia ácida, altitud elevada.

2. Resumen (Medición y análisis del efecto de lluvia ácida en aisladores EPDM)

Se presentan resultados experimentales y análisis del comportamiento de aisladores poliméricos tipo suspensión Monómero Etileno Propileno Dieno (EPDM) clase 15 kV, expuestos a ambientes ácidos y una altitud de 2240 metros sobre el nivel del mar. Se emplea una solución acuosa con los principales iones presentes en la lluvia ácida registrada en el Valle de México. Se aplica el método de niebla limpia desarrollado para aisladores no cerámicos (IEC-507), pero con una manera diferente de apli-

car la mezcla contaminante en la superficie de los aisladores. Para evaluar la pérdida de hidrofobicidad se emplea la técnica de medición del ángulo de contacto. Se analizan las tensiones de ruptura y el comportamiento de la carga acumulada. Los resultados muestran una fuerte reducción de la hidrofobicidad sobre aisladores expuestos previamente a lluvia ácida.

Key words: EPDM insulators, acid rain, high altitude.

3. Introduction

Non ceramic insulators aging because principally the combined effect of UV, temperature, humidity and surface discharges; with the aging the good characteristics to support contamination are diminished. If the altitude effect an acid rain are added the problem results more complex. It is known that a decrement on the surface hydrophobicity implies an increment on the leakage current and on the probability of formation of dry bands, decreasing the time of life of the insulators [1]. In this paper experimental results and analysis about the behavior of EPDM class 15 kV insulator aged previously in acid rain at an altitude of 2240 masl is presented.

4. Body

4.1. Experimental arrangement

It was utilized a clean fog chamber $1.5 \times 1.5 \times 1.5 \text{ m}^3$, figure 1. Instead of a velocity of the entrance of fog of 50 g/h/ m^3 as is indicated in IEC-507 Std, it was used a velocity of 118.5 g/h/m^3 because it has reported that for velocities of the entrance of fog greater that 50 g/h/ m^3 the flashover voltages decreases [2]. It was used a resistor of 2.5Ω in series with the insulator; so that the voltage drop in the resistor is monitoring by one microcontroller which is communicated to a PC, must be noted the presence of the offset circuit and the protection system which is redundant.

The chemical components that were used for obtain the acid rain are shown in table 1; the selection and quantity of the ingredients have been chosen in accordance with a measure of acid rain with $\text{pH} = 3.3$ [3]; this value is the most acid measurement registered in the Valley of Mexico (1987).

The contamination for new insulators was made in agreement with [2] because in this case it is not applicable the IEC-507 Std. For aged insulators it was not necessary because this

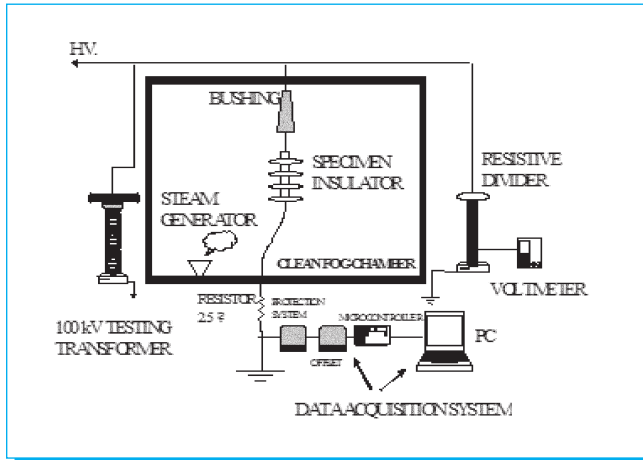


Fig. 1. Experimental arrangement.

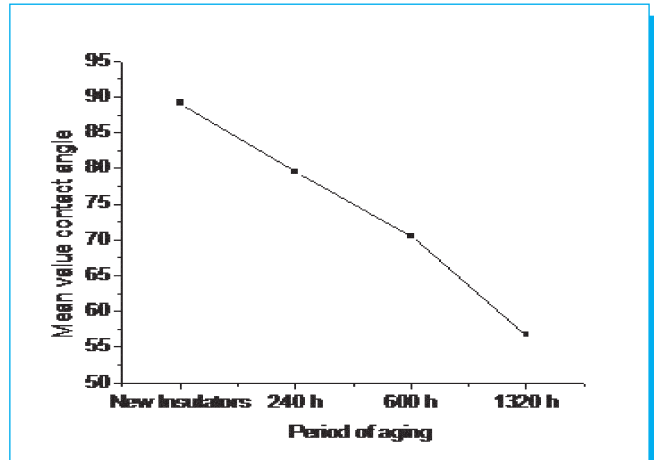


Fig. 2. Relationship between contact angle and period of aging.

insulator lost hydrophobicity in such manner that the surface contaminated layer was uniform without previous preparation. Table 2 show the contaminants used for new insulators.

4.2. Results and analysis

In figure 2 are presented the mean values of contact angle in the sheds of insulators versus period of aging.

It can be observed that there is a reduction up to 36.4 % in the hydrophobicity for insulator aged 1320 h with relation to new

insulator. The insulators were tested 2 times in the clean fog chamber, after test first they were cleaning for removing the contaminants and then evaluated their surface hydrophobicity. New insulators after the test 1 were rested for 168 h, aged with acid rain insulators were rested 312 h before they were exposed to a second test.

Figures 3, 4, 5 and 6 show the mean values of contact angle for insulators polluted with ESDD $\sigma = 0.02085 \text{ mg/cm}^2$ and $\sigma = 0.8341 \text{ S/cm}$, with ESDD = 0.075 mg/cm^2 and $\sigma = 3.0 \text{ S/cm}$, ESDD = 0.25 mg/cm^2 and $\sigma = 10.0 \text{ S/cm}$ and with ESDD = 0.425 mg/cm^2 and $\sigma = 17.0 \text{ S/cm}$ respectively.

Tabla 1. Ingredients of an acid rain with pH = 3.3

Ingredients	Quantity (mg/l)
NH ₄ Cl	235.0
NaCl	170.0
KCl	5.9
HNO ₃	23.5
MgSO ₄	35.3
CaSO ₄	29.4

Table 2. Mixtures of contaminants used for new insulators.

Mixture Number	Kaolin (g/l)	NaCl (g/l)	ESDD (mg/cm ²)	Pollution Category
1	40	5	0.02085	Very light
2	40	20	0.07501	Light
3	40	80	0.25003	Heavy
4	40	160	0.42500	Very Heavy

As it can be seen the behavior of the hydrophobicity decrease for any value of ESDD. The Insulators have a strong surface

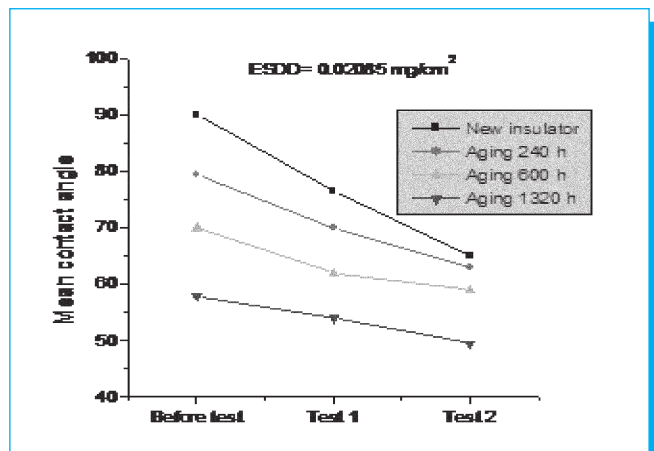


Fig. 3. Mean values of contact angle for insulators polluted with ESDD=0.02085 mg/cm² and $\sigma = 0.8341 \text{ S/cm}$.

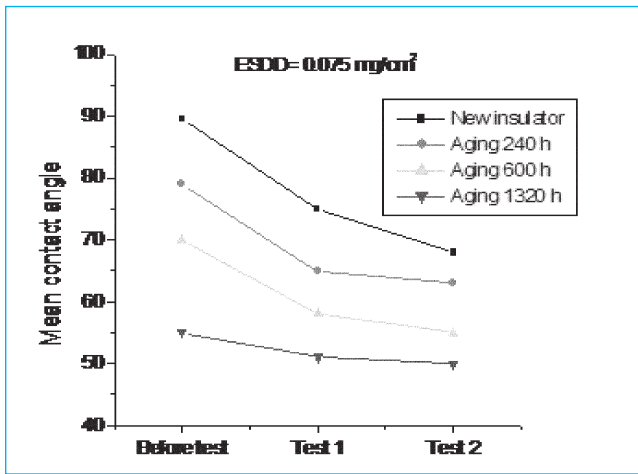


Fig. 4. values of contact angle for insulators polluted with ESDD=0.075 mg/cm² and $\sigma = 3.0$ S/cm.

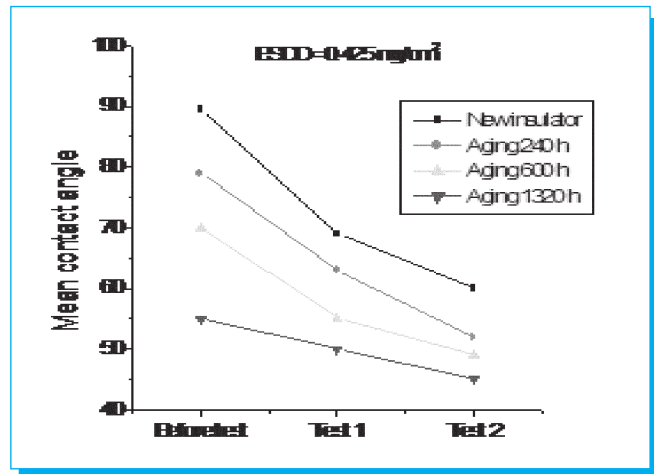


Fig. 6. values of contact angle for insulators polluted with ESDD=0.425 mg/cm² and $\sigma = 17.0$ S/cm.

erosion because the chemical agents of the acid rain, furthermore, they suffer degradation because the surface discharges in presence of humidity, this is in agreement with [4]. The mean contact angle was reduced 10.8 % for insulators aged with acid rain during 240 h in relation to the contact angle for registered for new EPDM insulators, for the insulators aged for 600 h and 1320 h the mean contact angle was decreased 20.85 % and 36.4 % respectively; this indicates that the acid rain attacks very hard the insulators. Similar tendency was presented for others ESDD values. Figure 7 shows the flashover voltages versus the period of aging.

It is possible to see a decrement of the flashover voltages for any ESDD. For example ESDD=0.02085 mg/cm², the insulator aged 1320 h had a flashover of 23 kV, while in the same conditions

the new insulator had a flashover of 28.7 kV, this implies a decrement of 19.9 %, for ESDD=0.075 mg/cm² the flashover voltage diminished 31.8 %, for ESDD=0.25 mg/cm² the flashover voltage decreased 35 % and finally for ESDD= 0.425 mg/cm² the flashover voltage decrease 47.4 %. For test 2 figure 8 shows the respective results.

The flashover voltages were lower for any case with respect to flashover voltage registered in the test 1, with exception of the new insulator for ESDD = 0.425 mg/cm², which had a flashover voltage of 13.3 kV in test 1, while for test 2 the value is 17 kV, the combination of high humidity and high conductivity because a very heavy pollution generate irregular flashover voltages, nevertheless, we can affirm that insulators had not good recovery of the hydrophobicity [5].

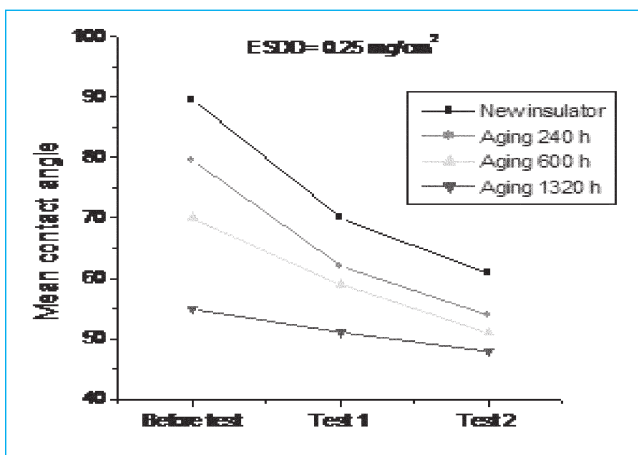


Fig. 5. values of contact angle for insulators polluted with ESDD = 0.25 mg/cm² and $\sigma = 10.0$ S/cm.

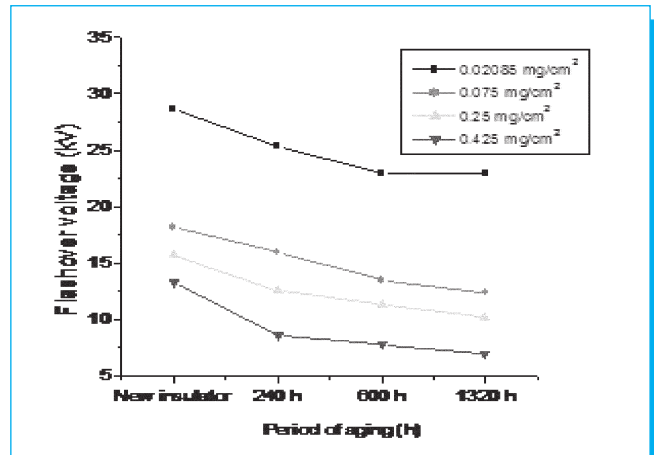


Fig. 7. Flashover voltages versus different periods of aging and different ESDD. Test 1.

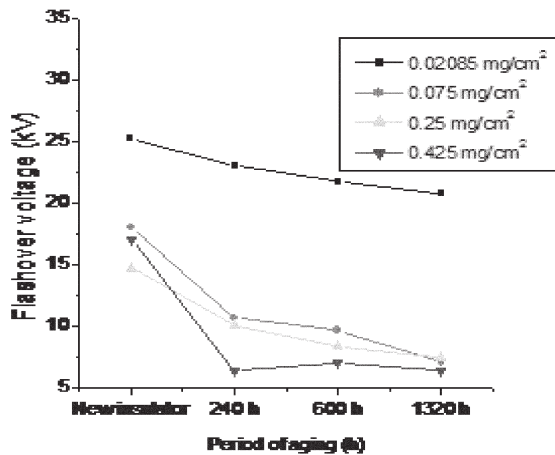


Fig. 8. Flashover voltages as function of period of aging. Test 2.

Table 3 shows the flashover voltage V_b , the critical leakage current I_c , accumulated charge Q and velocity of growth of the accumulated charge m .

In general the tendency of growth velocity of the accumulated charge is increasing in relation to the aging time increments. The flashover voltage diminished if the accumulated charge is increased.

5. Conclusions

Nevertheless, the clean fog test is more representative of in-service insulator performance than the salt fog test, is not appropriate for the acid rain conditions.

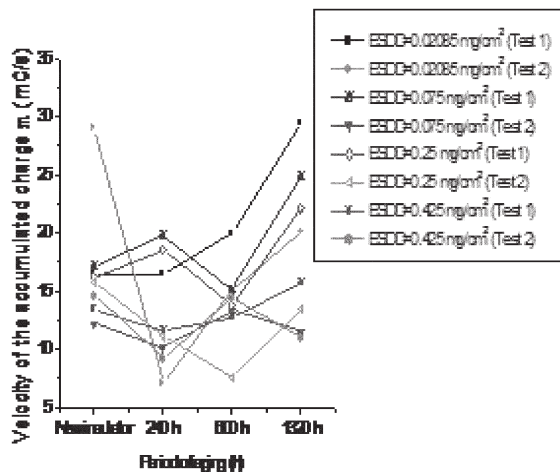


Fig. 9. Velocity of the accumulated charge versus period of aging.

Table 3. Flashover voltages V_b , critical leakage current I_c , accumulated charge Q and velocity of the accumulated charge m .

NEW INSULATORS								
	ESDD=0.02085 mg/cm² (very light)		ESDD=0.075 mg/cm² (light)		ESDD=0.25 mg/cm² (heavy)		ESDD=0.425 mg/cm² (very heavy)	
	Test 1	Test 2	Test 1	Test 2	Test 1	Test 2	Test 1	Test 2
V_b (kV)	28.7	25.2	18.2	18.0	15.7	14.7	13.3	17.0
I_c (mA)	46.0	210	50.0	70.0	50.0	180	50.0	250
Q (mC)	18.0	38.0	15.0	14.5	23.0	140	34.0	20.0
m (mC/s)	16.5	29.0	17.2	12.2	16.2	15.8	13.4	14.6
INSULATORS AGED 240 h								
V_b (kV)	25.4	23.0	16.0	10.6	12.6	10.0	8.6	63.0
I_c (mA)	45.0	25.0	50.0	24.0	50.0	25.0	30.0	25.0
Q (mC)	30.0	17.0	470	27.0	85.0	75.0	33.0	140
m (mC/s)	16.5	7.1	19.7	10.1	18.5	11.1	11.6	9.24
INSULATORS AGED 600 h								
V_b (kV)	23.0	21.7	13.5	9.6	11.3	8.3	7.8	7.0
I_c (mA)	55.0	60.0	30.0	70.0	30.0	80.0	24.0	23.0
Q (mC)	53.0	160	108	186	150	80.0	44.0	121
m (mC/s)	20.0	15.1	15.0	13.4	13.8	7.6	12.8	14.5
INSULATORS AGED 1320 h								
V_b (kV)	23.0	20.7	12.4	7.0	10.2	7.4	7.0	6.3
I_c (mA)	70.0	50.0	50.0	24.0	40.0	35.0	32.0	23.0
Q (mC)	50.0	50.0	65.0	80.0	75.0	375	85.0	45.0
m (mC/s)	29.4	20.1	24.9	11.5	22.1	13.5	15.8	11.0

In general the velocity of increment of the accumulated charge has ascending value related to the aging time of insulators.

EPDM insulators exposed to acid rain and electrical discharges never recovery their original hydrophobicity.

6. References

- [1] M. Moreno, "Rev. Of CIGRE and IEEE Research into pollution Performance of Nonceramic Insulators," *tecnolab.*, Vol.11, No.62, pp. 10-20, July 1995.
- [2] A. De la O, R.S. Gorur and J. Chang, "A.C. Clean Fog on Non Ceramic Insulating Materials and a Comparison with Porcelain," *IEEE Trans. on Power Delivery*, Vol. 9, No. 4, pp. 2000-2008, October 1994.
- [3] Program of Acid Rain in the Mexico City Metropolitan Zone, Annual Report 1997. Dep. of Automatic Network of Atmospheric Monitor. (UNAM).
- [4] T. Tokoro and R. Hackam, "Effect of Water Salinity and Temperature on the Hydrophobicity of EPDM Insulator," *IEEE CEIDP* 1996, San Francisco, pp. 424-427, October 20-23.
- [5] M.A.R.M. Fernando and M. Gubanski, "Leakage Currents on Non-ceramic Insulators and Materials," *IEEE Trans. on DEI*, Vo. 6, No. 5, pp. 660-667, October, 1999.